

## Potency Results

Sample Name: *Blue Laguna*

Client:

Client Batch ID:

Pinnacle-Analytics.com

613 Market St.

Medford OR 97504

P:(541)300-8217

**Sample ID:** rC-H-390-F1922

Date Sampled: 9/25/2025

**Matrix:** Flower

Date Reported: 10/7/2025

**Prep Analyst:** Megan A.

Client License:

**Analysis Method:** 0711014 H3 9-12-2025 #1.lcm

**Sampling Method:** N/A

**Reference Method:** JCB 2009: HPLC/DAD

For R&D Purposes Only

**Analysis Batch:** 9-26-2025 H3 375, 390, 510, 611, 618 Flower

**Total THC** (THCA\*0.877+d9-THC) **0.651%**


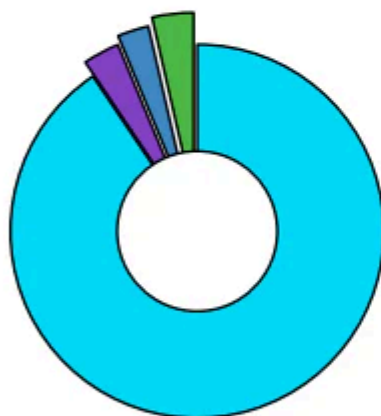
**Total CBD** (CBDA\*0.877+CBD) **17.0%**

**Moisture Content** **10.5%**


Cannabinoid	% Weight	mg/g
CBDV	<LOQ	<LOQ
CBDA	18.8	188.0
CBGA	0.655	6.55
CBG	<LOQ	<LOQ
CBD	0.561	5.61
THCV	<LOQ	<LOQ
CBN	<LOQ	<LOQ
d9-THC	<LOQ	<LOQ
d8-THC	<LOQ	<LOQ
CBC	<LOQ	<LOQ
THCA	0.742	7.42
<b>Total Cannabinoids</b>	<b>20.76</b>	<b>208.0</b>

\*ORELAP Accredited Analyte

Limit Of Quantitation: 0.1%, analyte not measured



These test results may not be altered or reproduced except in full without the permission of Pinnacle Analytics. These results were generated following the Oregon Administrative Rules and in accordance with the NELAP Institute under ORELAP License #4152  
Report generated by Flex\_Potency\_Rev1\_2-9-2025

  
Kris Ford, PhD  
Lab Director